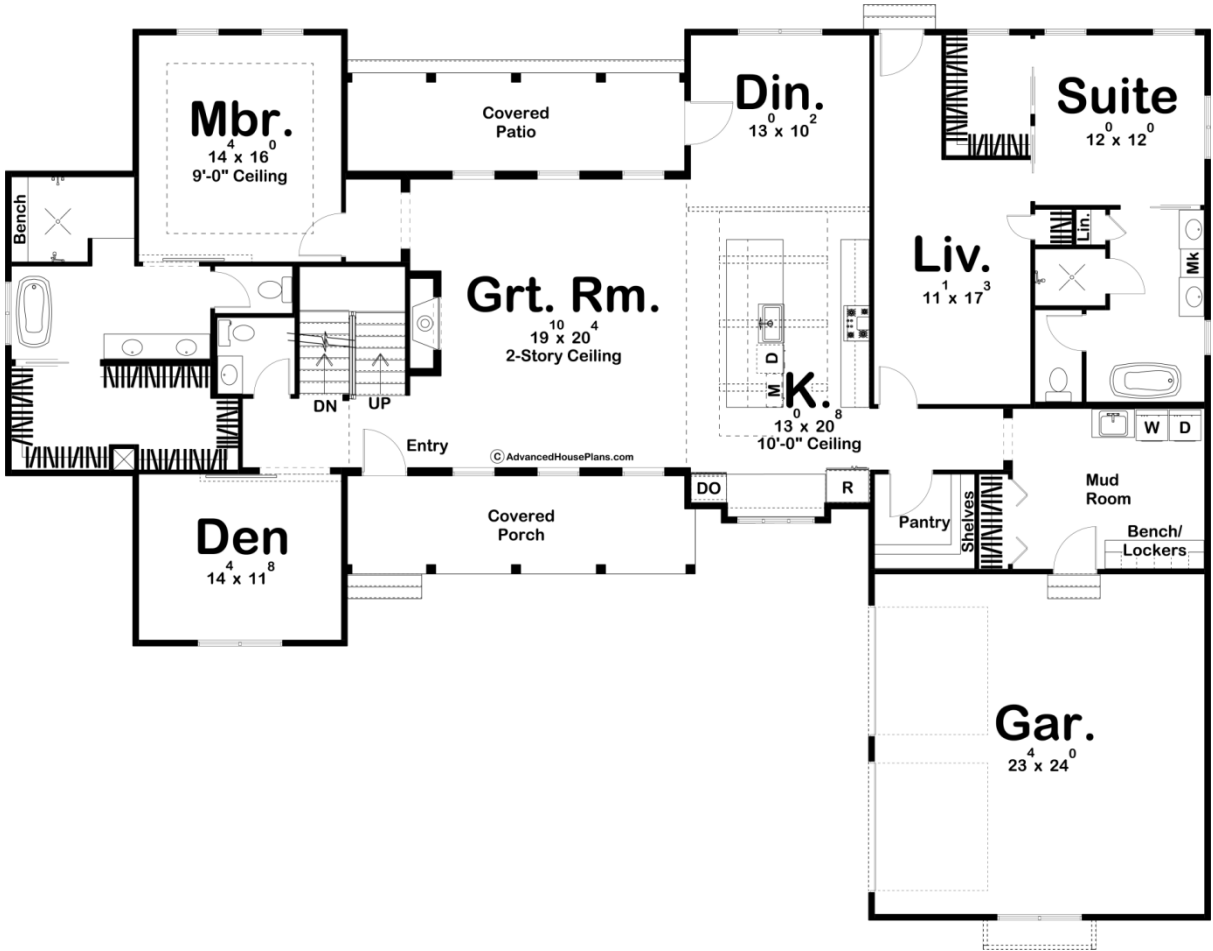
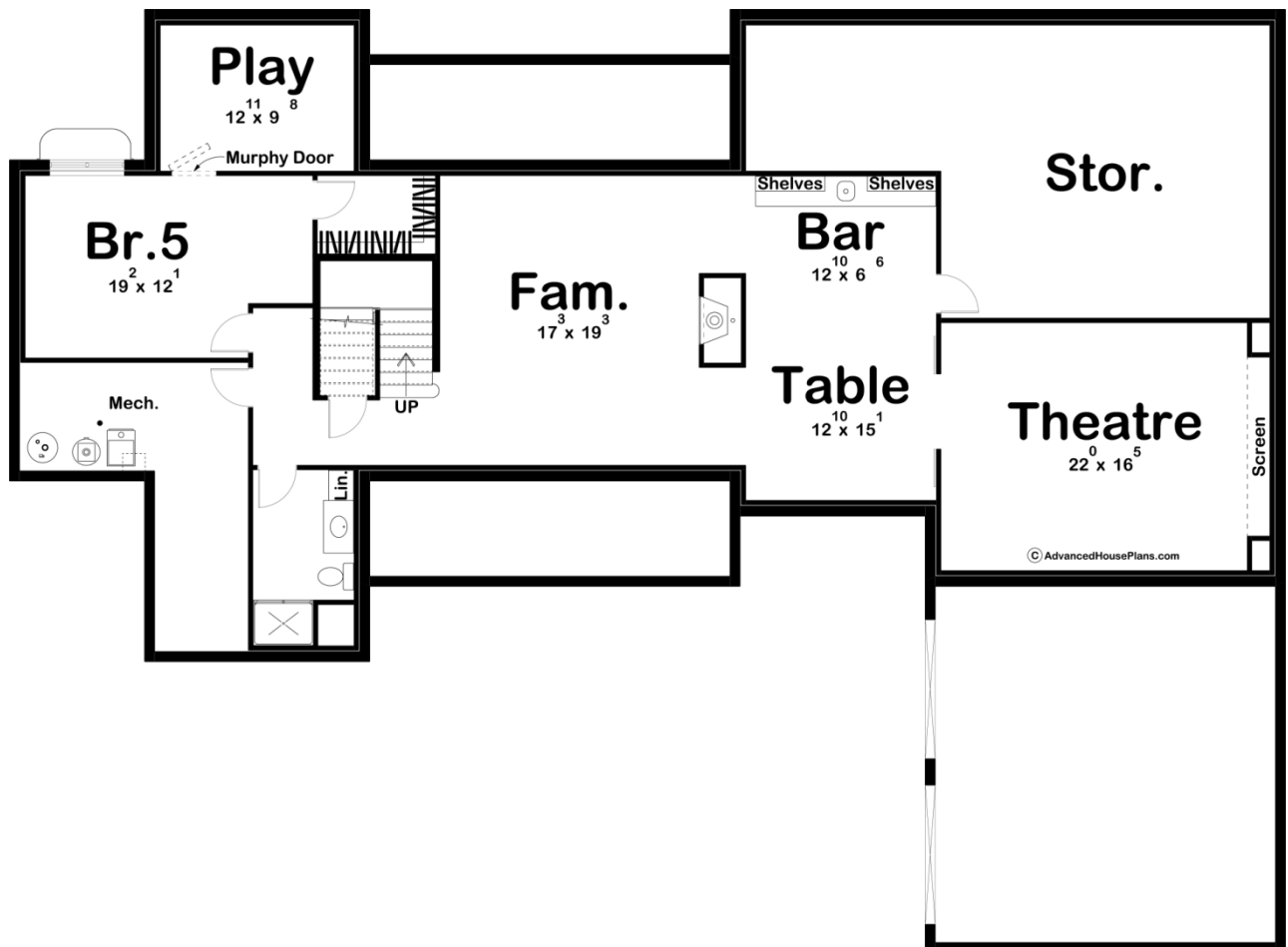
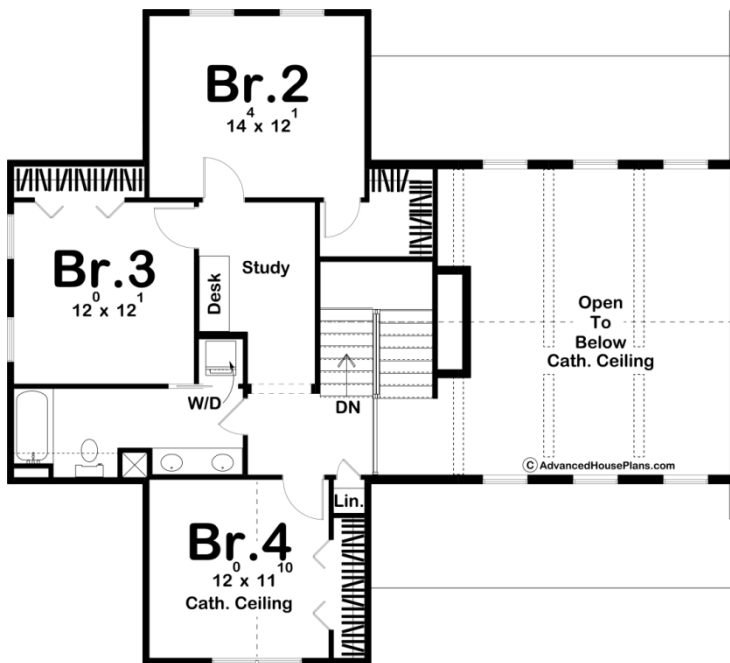




29795 - Cannonberry Data Sheet

3585 SQ FT	5 BEDS	4 BATHS	2 BAYS	85' 0" WIDE	63' 0" DEEP
---------------	-----------	------------	-----------	----------------	----------------





Construction Specs

Layout	
Bedrooms	5
Bathrooms	4
Garage Bays	2
Square Footage	
Main Level	2712 Sq. Ft.
Second Level	873 Sq. Ft.
Garage	583 Sq. Ft.
Total Finished Area	3585 Sq. Ft.
Exterior Dimensions	
Width	85' 0"
Depth	63' 0"
Default Construction Stats	
<i>Stats are unique to the individual plan.</i>	
Foundation Type	Basement
Exterior Wall Construction	2x4
Roof Pitches	7/12 Primary, 3/12 Secondary
Foundation Wall Height	9'
Main Wall Height	9'
Second Wall Height	8'

## Plan Description

This L-shaped, 1.5-story, Modern Farmhouse plan is highlighted on the exterior by metal roofs, front and back porches and contrasting board and batten siding. Inside, immediate impressions are made by a soaring 2-story-high, wood-beamed cathedral ceiling in the great room. A trio of tall windows tucked beneath shed roofs complement both the front and rear walls of the great room, offering views through the front porch and rear patio. The kitchen, with expansive work island, lies beneath its own beamed ceiling and is open to the dining area.Away from the living areas, the main floor's master suite features a large walk-in closet, a soaking tub, and his and her vanities in the bath. The master suite can be entered either through an alcove off the great room. The second suite on the main floor lies behind the kitchen, featuring its own private living room and luxury bathroom.Upstairs, bedroom 2, 3 and 4 share a hall bath. Bedroom 4 receives an added sense of space from a tall cathedral ceiling.Back on the main level, the generously proportioned 2-car garage accesses the home through a mudroom, complete with bench, lockers and a coat closet.