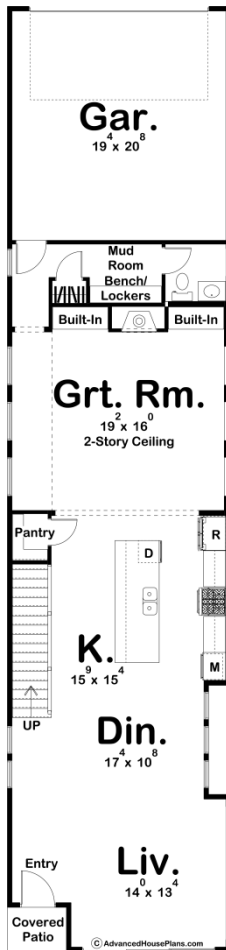


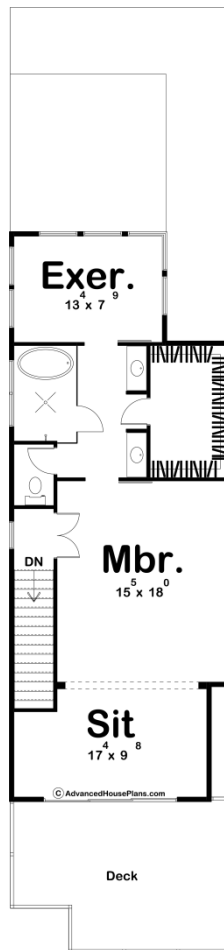
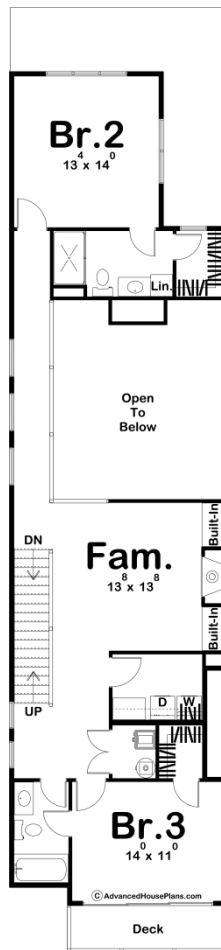
ADVANCED
HOUSE PLANS



29842 - View Park Data Sheet

3208 SQ FT	3 BEDS	4 BATHS	2 BAYS	20' 0" WIDE	85' 0" DEEP
---------------	-----------	------------	-----------	----------------	----------------





Construction Specs

Layout

Bedrooms	3
Bathrooms	4
Garage Bays	2

Square Footage

Main Level	1238 Sq. Ft.
Second Level	1072 Sq. Ft.
Third Level	898 Sq. Ft.
Garage	420 Sq. Ft.
Total Finished Area	3208 Sq. Ft.

Exterior Dimensions

Width	20' 0"
Depth	85' 0"

Default Construction Stats

Stats are unique to the individual plan.

Foundation Type	Slab
Exterior Wall Construction	2x4
Roof Pitches	Flat
Foundation Wall Height	9'
Main Wall Height	9'
Second Wall Height	8'

Plan Description

The View Park is a stunning Modern narrow home. The exterior blends wood with stucco and flat roof pitches to give the home an ultra-modern look. At only 20' wide, this home packs a ton of great features into a home that can fit in almost any lot. On the main level, the living room, dining room, and kitchen flow seamlessly in this open floor plan. The kitchen includes a large island with a snack bar and a walk-in pantry. The great room is warmed by a fireplace that is flanked by built-in bookshelves. The second floor includes a family room and 2 bedrooms. Both bedrooms have access to their own bathroom and each has its own walk-in closet. The second-floor family room includes a fireplace that is flanked by built-in bookshelves. The third floor is where you will find the luxurious master suite. The master suite includes a sitting room with access to its own private deck. The master bathroom includes a wet room, his/her vanities, an enclosed toilet, and a large walk-in closet. An exercise room helps complete the master suite.